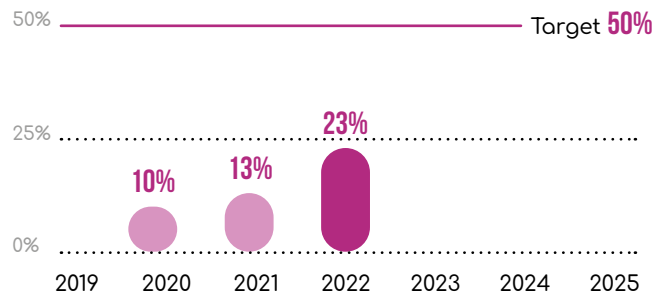




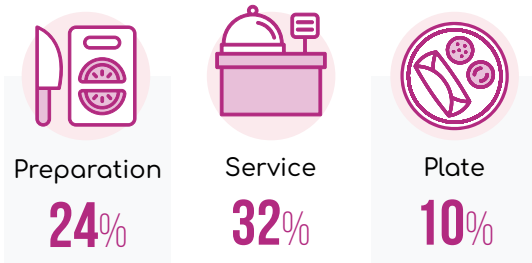
FOOD WASTE IN THE EUROPEAN HOSPITALITY & FOOD SERVICE SECTORS 2023 REPORT¹

2022 saw a strong increase in the number of IFWC members² sites measuring waste, and a big improvement in data reliability. Our food waste reduction indicator shows that IFWC sites reporting reliable data are halfway to our goal to reduce food waste by 50% by 2025 to achieve UN SDG 12.3.

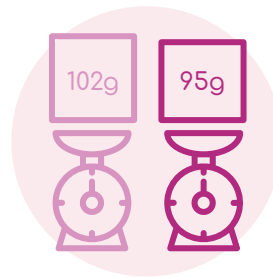
FOOD WASTE REDUCTION INDICATOR



BREAKDOWN

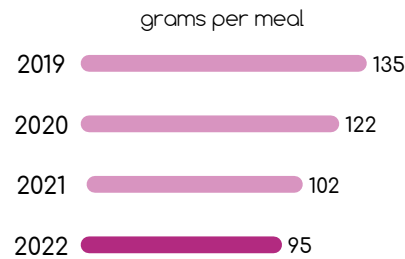


FOOD SERVICE SECTOR

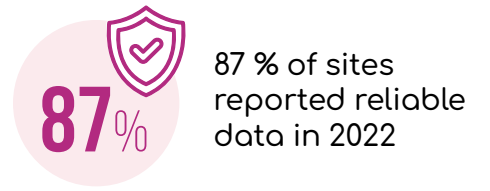


In 2022 food waste was down 7% to an average of 95 grams per meal

Average



REPORTING SITES



KEY TAKEAWAYS

- ✓ 23 % food waste reduction since 2019
- ✓ In only 3 years, sites with reliable measurements are already halfway to UN SDG 12.3, which gives hope for massive progress for the entire sector

- ✓ The pandemic simplified the service organization which in turn allowed better control of overproduction
- ✓ Plate waste remains the area with the highest potential for improvement

1. Data compiled using IFWC members common food waste measurement definition, methodology and reporting
 2. Accor, Best Western, Sodexo, Compass, Elior, MRS, Veolia, Essity, Leanpath, Orbisk, Winnow
 3. vs. 2021
 4. 5% of IFWC members' sites